


**LITTLE ROCK**



**CONSERVE LEARN CARE**

## **Social Story**

Last Updated May 2026

# HOW TO USE THIS GUIDE

This visual guide is meant to help young guests, guest with disabilities and their families plan their visit to the Little Rock Zoo. It is designed to be printed and arranged in an order that supports you during your zoo visit. Simply remove any pages that do not apply to you. The pages for snack and break can be dispersed anywhere in the story, and you can print more than one if needed!

We also included sensory triggers to help prepare those with sensitivities for a successful zoo trip. Look for these symbols to help you prepare:



Loud Noises



Strong Odors



In- Door Space

# TIPS FOR YOUR VISIT

- If you or someone in your group is sensitive to noise or crowds, fall and winter are usually quieter times to visit the Zoo. Spring can be busier, especially on weekdays during school field trip season. This time of year we recommend afternoon visits. After 1:00 PM it's typically calmer because most groups have left for the day.
- If you or someone in your group would benefit from sensory tools such as noise- canceling headphones or fidgets, we recommend requesting a KultureCity Sensory Bag at the ticket booth to borrow during your visit.
- If someone in your group uses a wheelchair, most areas of the Zoo are accessible, but some hillier paths may be more challenging for manual wheelchairs.

# ABOUT THE ZOO

*Our mission is to inspire people to value  
and conserve our natural world.*

Founded in 1924 with just two animals, the Little Rock Zoo now cares for more than 400 animals and welcomes over 300,000 guests each year. The Zoo has been accredited by the Association of Zoos and Aquariums and remains the only AZA-accredited zoo in Arkansas, meeting the highest standards in animal care, conservation, education, and guest experience. Through participation in AZA Species Survival Plans (SSPs), the Zoo also supports the conservation of endangered species, including gorillas, tigers, sloth bears and more.





# GETTING READY

When I come to the Zoo, I come prepared to have a great day. I wear comfortable shoes and dress for the weather since most of the Zoo is outdoors.

The Zoo is large, so we may walk a lot while seeing animals. If I get tired, I can always take a break.

I can also bring an item that helps me feel comfortable and supported like a stuffed animal or fidget toy, so I can enjoy my visit and have the best experience possible.



# PARKING

Parking is available right outside the Zoo entrance along Zoo Drive. Be careful as you walk from the parking lot to the Zoo entrance, there may be other cars and people around. Be sure to use the cross walk and look both ways before crossing the street!

**Cost:**  
3.00 per vehicle

Members park for **FREE**



# ENTRY

This is the entrance, where I wait in line for tickets, before going inside the Zoo. If I am a member, there is a special place for me to check in!

The Gift Shop is nearby, where I can rent a stroller, mobility scooter, or wheelchair if needed.

I can find Zoo staff here if I get lost or hurt.

## Tickets:

- Adults (13+): \$12.95
- Children (3-12): \$9.95 (under 3 FREE)
- Seniors (60+): \$10.95
- Military (with ID): \$ 10.95

## Zoo for All

SNAP/EBT Recipients  
\$2.00 per person (Limit 6) | Parking \$1.00

*EBT card and matching state ID required*



# BORROWING TOOLS

I can borrow a KultureCity Sensory Bag to help me during my visit. The bag has helpful tools like noise-canceling headphones, fidget toys, verbal cue cards, and other resources to support me at the Zoo.

My guardian or I can ask for one at the ticket booth.

When we are finished at the Zoo, we return the bag and tools to the Ticket Booth or Gift Shop so another guest can use them during their Zoo adventure.

# SAFARI TRADER GIFT SHOP

I can rent a stroller, wheelchair, or mobility scooter from the gift shop. I can also shop for toys and souvenirs here too.

## Rentals:

Single Stroller: \$11.00

Double Stroller: \$13.00

Wheelchairs: \$13.00

Electric Scooter: \$30.00 (Driver's License held during rental)

**If I rent anything, I will need to return it to the Gift Shop by 4:00 PM when the Zoo closes for the day.**





LittleRockZoo.com  
501.661.7200

# MAP

I can use my zoo map to help me find where animals and activities are.



Find us on Facebook

- MAP KEY**
- ACCESSIBLE ROUTES
  - DRINKING FOUNTAIN
  - FAMILY RESTROOMS
  - CONCESSIONS
  - MISTING STATION
  - WASHING STATION
  - VENDING
  - FISH FEEDING
  - PICNIC AREA
  - RENTALS (STROLLER & WHEELCHAIR)
  - MEMBERSHIPS
  - PLAY AREA
  - LOST & FOUND
  - INFORMATION
  - AED DEVICE
  - PLEASE NOTIFY A STAFF PERSON IF YOU NEED FIRST AID.



2024 PRINTED ON RECYCLED PAPER

# CONSTRUCTION

There is construction near the zoo entrance while new habitats are being built.

I may hear construction noises in this area, but there is still lots to explore around the zoo!

We will have to take a different path to see the gorillas, chimpanzees, and orangutans, but they are still open to visit.

**F** Flynco Inc.  
EXPERIENCE - QUALITY - INTEGRITY

**HABITAT UNDER CONSTRUCTION**  
**ANIMALS CURRENTLY WORKING**  
**REMOTELY.**

WASTE

PLACE TRASH  
HERE



WASTE  
ZOO





# ZOO STAFF

If I need help, I can ask a Zoo staff member. They can help me find my group if I get lost, answer questions, or help me around the Zoo.

The Little Rock Zoo is certified Sensory Inclusive, which means Zoo staff are trained through KultureCity to better understand sensory sensitivities and assist guests who may need extra support during their visit.

Zoo staff wear shirts that say "Zoo" or "Staff". They also carry radios so they can communicate across the Zoo.

Staff may wear a badge or nametag, and some have buttons that say, "Ask Me a Question!"



# IMPORTANT RULES

**There are some important rules at the Zoo to keep both animals and people safe.**

**#1** Stay on marked paths and in guest areas.

**#2** Do not throw food or objects into animal habitats. Animals have special diets and healthy food made just for them.


**#3** Do not tap on the glass. If I want a better view, I can wait quietly or move to another spot.

**#4** Use quiet voices near animals. Staying quiet helps keep the animals calm and gives me the best chance to see them.

**#5** Use trash and recycling bins around the Zoo.

I will follow these rules to help everyone have a safe and fun Zoo visit.

# SERVICE ANIMALS WELCOME!



## Understanding our policy

We follow the Americans with Disabilities Act (ADA)

A Service Animal, usually a dog, is trained to perform specific tasks for a person with a disability. Service animals are working animals, not pets and remain under their owners' control.

## Examples of Service Animals

**Guide dogs:** Guide a person who is blind

**Hearing dogs:** Alert a person who is deaf to certain sounds

**Medical alert dogs:** Alert a person to seizures or other medical alerts

**Service dogs:** Assist with wheelchair or other services

## Please Note

Companion animals such as pets and therapy animals used for emotional support are not protected under the Americans with Disabilities Act (ADA) and will be denied access to the Zoo.



# SERVICE ANIMALS

To ensure a safe and enjoyable visit for you, your service animal, and our animal residents, **please be mindful of the unique challenges presented by the Zoo environment. The guidelines below are designed to keep everyone—humans and animals—safe.**

The Little Rock Zoo welcomes guests who use service animals as defined by the ADA. Staff may ask what tasks your service animal is trained to perform and will review important zoo guidelines to help keep everyone safe.

Some zoo animals may react to service animals, so certain areas are restricted, including:

- Arkansas Heritage Farm
- Tropical Bird House
- Big Cat Area
- Cheetah Outpost Viewing Decks
- Lion, Orangutan, and Gorilla viewing windows

**If either the service animal or a Zoo animal shows signs of stress—such as barking, growling, climbing, jumping, or erratic movements—please calmly move away from the habitat area.**



# BARRIERS AND FENCES

Barriers and fences are there to keep both people and animals safe.

It is important to stay on the paved paths and not to climb on or cross any barriers.



# SEEING ANIMALS

Being patient can be hard, but I will wait quietly to see the animals.

It is okay if I don't see every animal at the Zoo. Zoo animals are still wild, and they do what comes naturally. If I don't see an animal right away, I can wait or come back later—it may be resting, hiding, or blending into its habitat.

Some animals may also be “off exhibit” for their care, weather, or habitat maintenance.

# HYDRATION STATIONS

Staying hydrated is important! I can find water stations if I need a drink in a few places in the Zoo, or I can ask for help finding a break place.



## MAKE WAVES NOT TRASH

Our local water comes from Lake Winona and Lake Maumelle, which are owned and protected by Central Arkansas Water. You can watch our African penguins enjoying the water at Laura P. Nichols Penguin Point!

Our African penguins are part of a plan called the Species Survival Plan. This plan helps to protect penguins so they do not disappear from our planet. The Little Rock Zoo also participates in SAFE, Saving Animals from Extinction, to help save penguins in the wild.

Just like you, penguins need clean water. When we drink from reusable bottles, there is less trash. Less trash gives us all cleaner water!

SAFE  
SAVING ANIMALS  
FROM EXTINCTION

Species Survival Plan

Central Arkansas Water  
Essential. Everywhere.

LITTLE ROCK ZOO  
CONSERVE LEARN CARE

# HISTORIC CAROUSEL

I can ride the carousel at the Zoo. There are lights and carnival music in the carousel pavilion, that sometimes can be loud. I wait my turn to buy my ticket. When I find a seat I like, that is where I stay. I hold on and stay seated until the ride is over. I ride around in a circle, moving up and down; it might be bumpy. When the ride is over, I get up from my seat, and we leave the carousel pavilion.

## Cost:

\$3.00 per person | Members \$2.00

Two and under are **FREE**



# ARKANSAS DIAMOND EXPRESS TRAIN

(WEATHER PERMITTING)

I can ride the train at the Zoo. I wait my turn to by my ticket at the train depot. It may be loud or crowded. I can come back at a quieter time if I need to.

When I find a seat I like, that is where I stay. I hold on and stay seated until the ride is over. I ride around in a big circle, and it might be bumpy, and the train whistle might go off. When the ride is over, I get up from my seat, and we leave the train depot.

## Cost:

\$3.00 per person | Members \$2.00  
Two and under are **FREE**



# FISH FEEDERS

There are fish feeders near the Koi Ponds at the Zoo. I can use 25 cents to buy food and feed the fish or turtles.

Fish feeders are usually available daily during warmer months, from March through November, weather permitting.



# PLAY

There are a few playgrounds around the Zoo I can explore and play!

I can ask for help finding one if I want to play.





# BATHROOMS

There are bathrooms at the Zoo entrance, near the Elephants, and in the Café.

If I need to use the bathroom, I tell my group. We can look at the map and find one, or we can ask a staff member for help.

# QUIET AREAS

The Zoo is a fun place to explore, but it can sometimes feel overwhelming. If I feel tired or uncomfortable, I can tell someone in my group. It is okay to take breaks—animals do too!

Because the Zoo is partnered with KultureCity, I can also look for signs that help guide me to quiet areas.





# CAFÉ

I can visit Café Africa for food and refreshments, or to rest, cool down, or use the restroom. This area can be busy and loud during lunch hours, but it has friendly staff who can help me if I need anything.



# SIAMANGS

Siamangs can be very loud when they call to each other.

If the sounds are too loud for me, I can use headphones or ask my group to move to a different area.


Siamangs are near the Zoo entrance, and their calls can be heard from far away. I may hear them in the entry plaza as I enter or exit the zoo or even the parking lot!



# PENGUINS

I can see penguins above and below water. Penguins are great swimmers! Penguins sometimes call to each other. They are very loud for such small animals. Penguins eat fish, so they smell fishy – especially their poop!





# SAVANNAH OVERLOOK

The overlook allows us to see a lot of different types of animals.

I can see anteaters, peccaries, and maned wolves!

I smell a skunky odor when I get near the maned wolves. They use this smell to tell other animals where their territory is. If I don't like the smell, we can move on.





# CHEETAH OUTPOST

The Cheetah Outpost can be a nice place to rest and learn about cheetah conservation. Inside you can also see naked mole rats and some reptile exhibits.

The outside viewing area allows you to see the cheetah exhibits. Look carefully, they're surprisingly well camouflaged and can be hard to spot!



# BIG CATS

I can see big cats eye-to-eye or from up high. Lions, tigers, and jaguars live at the Zoo. Sometimes they call out loud and sometimes they lay down and nap. Sometimes they hide in the trees so I might have to look closely to find them.





# AFRICAN SAVANNAH


Here I can see savanna animals like zebras, wildebeest, and ostriches. The rhino exhibit is also nearby.



# BEARS

Here I can see bears, otters, and bush dogs. The path is a large circle, so I can choose to go left or right with my group.

River otters may be swimming and playing in their stream, and they can sometimes be noisy. I can also see bush dogs and sloth bears. Some animals can choose different areas in their habitat, so I will look carefully as I explore so I don't miss them.





# SMALL CARNIVORES

Carnivores are animals that eat meat. Many have sharp teeth and claws that help them hunt and catch prey.

Here, I can see carnivores from around the world like fossa, caracals, servals, red foxes, and gray foxes. I can also see a binturong, which is an omnivore that eats both plants and meat.



# ARKANSAS HERITAGE FARM

During my visit, I can stop at the Arkansas Heritage Farm. I may smell hay, feed, and manure in the animal areas. I can gently pet goats, sheep, and miniature horses.

The animals may walk around their pens, so I will move slowly and calmly so I do not startle them. If they get surprised, they may run. They also have quiet areas for resting, and I will give them space if they are taking a break.

This area can be popular, so I may see other guests here who also want to pet the animals. If I need a break, I can step away too.

Parts of this area are covered, but it is not fully indoors.



# FLAMINGOS & WATERFOWL

I might smell the flamingos before I see their pink feathers. If I don't like the smell, I can move on.

I may see ducks and other birds around the pond near the flamingo exhibit. Sometimes they'll get closer to me, especially if I am feeding the fish. But they will not hurt me. If I don't like this, I can move onto another area.





# ELEPHANTS

Elephants are large animals that need lots of space. I can see them from a few different areas in the Zoo. I may smell their hay and manure or hear them trumpet from time to time.





# REPTILE HOUSE

The Reptile House is cool and dim. It is a good place to rest and cool down. I can see reptiles and amphibians up close as I move quietly from exhibit to exhibit. I walk softly, do not tap on the glass, and stay calm so I can see the animals better.

In this building, I can also find small primates and the Tropical Bird House.



# TROPICAL BIRD HOUSE

Aviaries are open spaces where birds can fly. I will be in the same room as the birds. When I enter an aviary, I go through two sets of doors. I close the doors behind me before I open the next doors. That way the birds will not get out.

I can watch the birds move around but I shouldn't touch them. Birds might get close to me in the aviary. They might surprise me when they sing or fly, but they will not hurt me. If I move quickly or make loud noises, it can make the birds fly around. If I don't like the aviary, I leave calmly.



# GREAT APES

Gorillas, chimpanzees and orangutans are Great Apes that live at the Zoo.

Chimpanzees can be very loud. Sometimes they call out to one another. Sometimes they make elaborate displays, tossing toys and making lots of noise. If they are too loud for me, I can wear headphones or move to another area with my group.

Gorillas are quieter, but sometimes they're extra stinky. I can move on to a new area with my group if the odor is too strong for me.

If I'm having trouble seeing I can move to get a better viewing angle. The orangutans even have a window where I might see them up close!





# GOING HOME

There are two ways to exit the Zoo—through the Gift Shop or the “After Hours” gate to the left of the Gift Shop.

If I use the After Hours gate, I can follow the instructions and press the button to open the gate for me and my group. When leaving, I will be careful crossing the road and use the crosswalk for safety. It may be busy at closing time, so I will watch for cars and other guests as I walk back to my vehicle.

# CHOICES

I can use the choices map to help tell people what I want and need. I can point to pictures to explain what I want.

**BATHROOM**



**BREAK**



**TOOLS**



**SNACK**



**PLAY**



**LEAVE THE ZOO**

